

Murat Çağrı Kara
22102505
T2416

Objectives

- A timeline: This could be a list of the tasks you have completed, along with the date you completed them. You might also include any deadlines you have set for yourself.
- Notes and reflections: Estimations, calculations, links, choices you prefer in each step, literature search efforts, drawings, handouts, personal thoughts and reflections concerning the project or process, and conversations with potential customers, sponsors and legal entities.
- Samples of your work: Depending on the nature of your capstone project, you might want to include examples of your work, such as drafts, sketches or code snippets.
- A record of your progress: You might want to keep track of your progress over time by including regular updates on the status of your project.

Logbook

August

Date	Explanation	Notes Reflections
23.08.2024	First Meeting with Doruk Öner	Doruk Hoca liked the overall idea of our project, Edux. Moreover, he also mentioned another project that we could do instead in the span of the Senior Design Project since the features that we implement might not be sufficient.
26.08.2024	Questions regarding the other project	The other project shifts toward the academic region. Moreover, since we expect to bring a product at the end, it is not feasible to continue with the other project.

September

Date	Explanation	Notes Reflections
06.09.2024	The visit of Eren Bali to Bilkent and Doruk Hoca's Meeting	Udemy wants to collaborate with university students on the senior design project. Hence, we decided to continue with Edux after we received feedback on how we improve the project and add features.

October

Date	Explanation	Notes Reflections
05.10.2024	The first view of the Skill Tree Component and Meeting	I used a sketch to convey how the skill tree is going to work and discussed it in our meeting. Link: https://www.tldraw.com/r/xAK_UaYCWwkkAy92ceZd-?d=v-432.2738.7605.3735.page
05.10.2024 - 17.10.2024	Sign-In page, Sign-Up page using shadcn UI.	See the figures below.
17.10.2024	The first website	Upon reading the specifications, we created the HTML website on GitHub.
18.10.2024	Contacted with the Udemy team for assessment of innovation form through Zoom	Explained in very detail what our project is. What is our purpose? What is the need in the market that made this idea surface? They had questions and wrote them by email, and we answered them.
19.10.2024 - 20.10.2024	UI and Backend logic of Role Card	We want users to reach their respective main pages using a single login system. Hence, at the start we will assign roles to the users such that they will be able to enter their main pages using the role. See fig.

Sign up an account

By clicking continue, you agree to our [Terms of Service](#) and [Privacy Policy](#).



Sign in an account

OR CONTINUE WITH

By clicking continue, you agree to our [Terms of Service](#) and [Privacy Policy](#).

Choose Your Role

User

Unlock your potential, one click at a time.

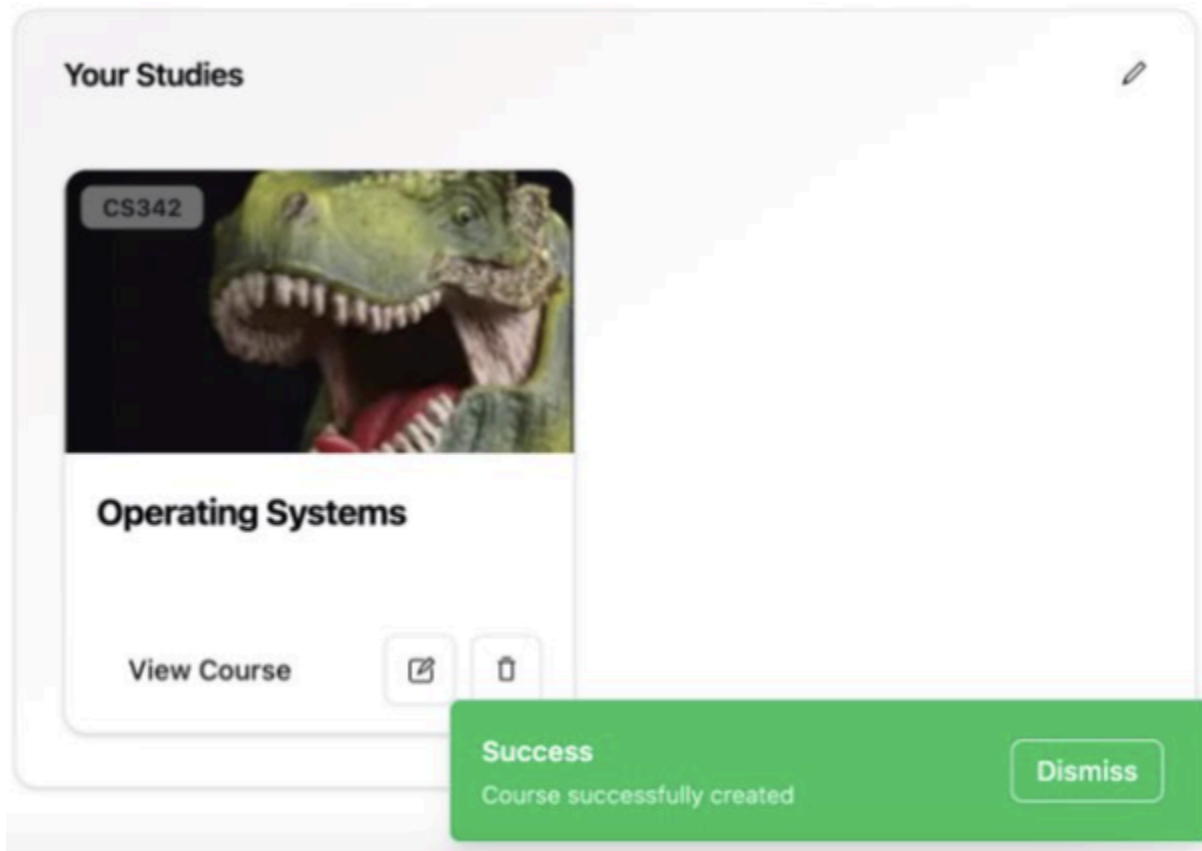
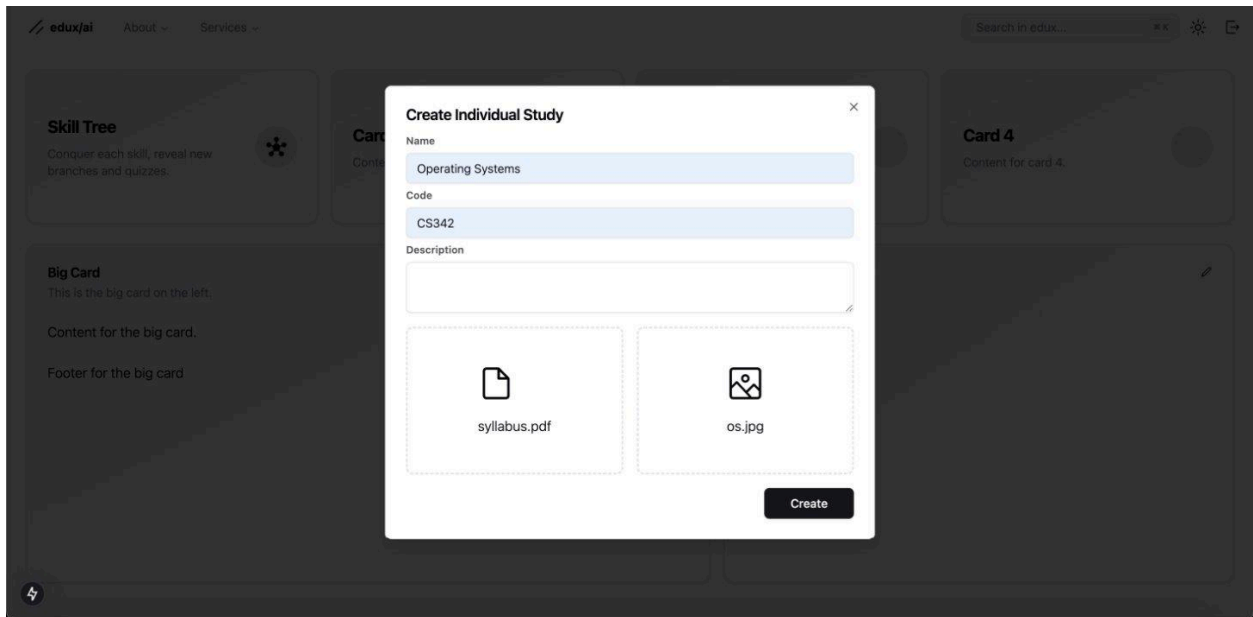
Instructor

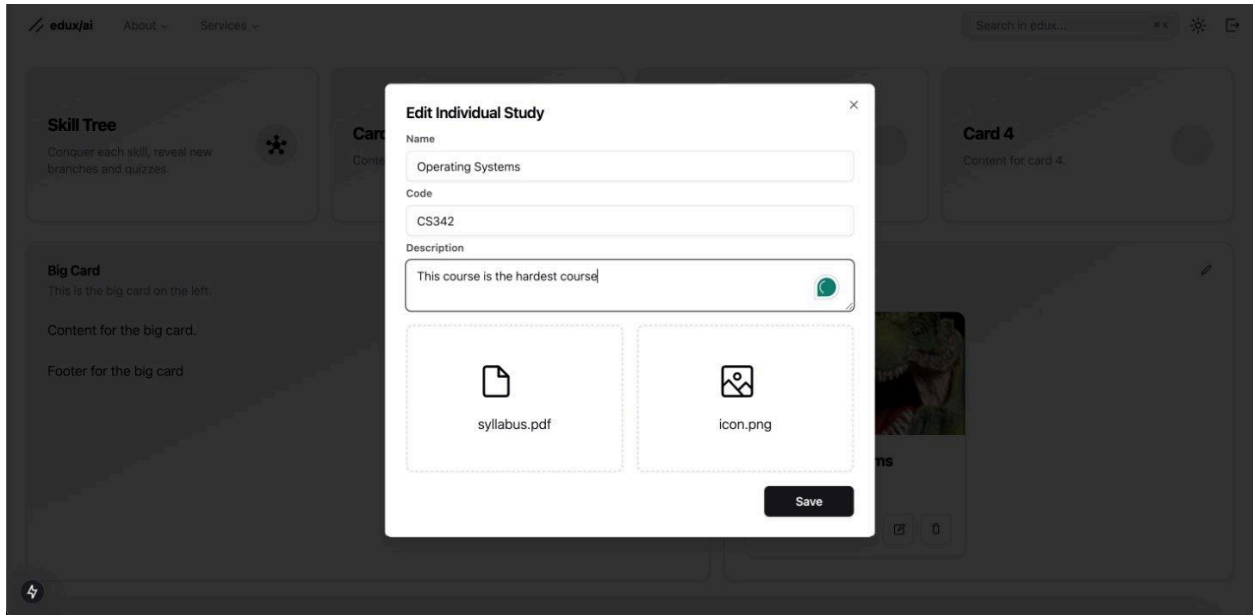
Inspire, guide, and benefit from edux.

Submit

November

Date	Explanation	Notes Reflections
02.11.2024 - 16.11.2024	Individual Study with shadow UI and research.	I researched the Swiss style since it is the most common way that users are hooked into the website. Then I tested, analyzed and completed the UI. See the figures below.
22.11.2024	Project Specification Document	I assigned which part should be done by which member and did these parts: Component diagram's first iteration. Description. Professional and Ethical Issues. NFR. Academic Analysis.





December

Date	Explanation	Notes Reflections
03.12.2024 - 10.12.2024	Integration of the sketch to Skill Tree using shaden UI.	I researched the Swiss style since it is the most common way that users are hooked into the website. Then, I tested, analyzed and completed the UI. See the figures below.
05.12.2024 - 16.12.2024	Analysis and Requirements Report	I assigned which part should be done by which member and did these parts and corrected my peers' parts: Introduction. Use Case Diagram. Overview. NFR. User Interface - Navigational Paths and Screen. Mock-ups.
16.12.2024	Presentation and Demo	I prepared and split the workload and contents that needed to be covered in the demo and presentation. Done these parts: Current status of skill tree and course. Demo mockups and screenshots. Team spirit and sense of discipline.

Basic Education Path

Very good Skill Tree

📄 🗑️

Second Skill Tree

Second good Skill Tree

📄 🗑️

